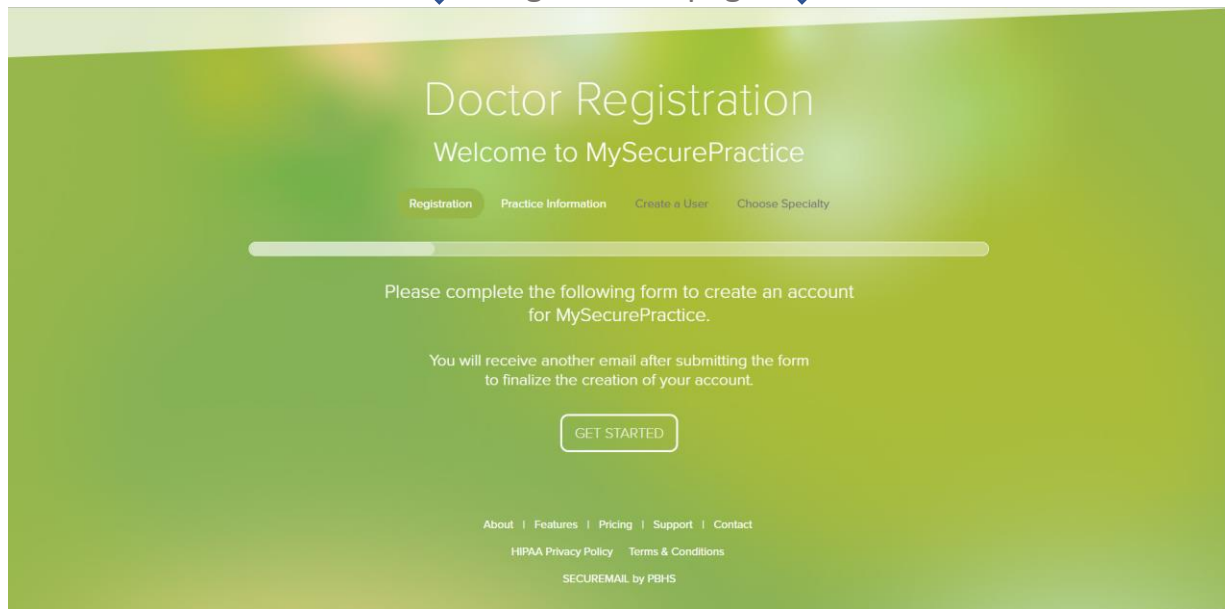


How to Register to MySecurePractice

- Step 1: Go to www.seethrureports.com. Click on “Register”.



↓ To get to this page ↓



- Step 2: Fill in your practice information...

Practice Information

Please provide your account information.

Registration Practice Information Create a User Choose Specialty

Practice Name* Test Dental Website www.testdental.com

Practice Main Phone 800-840-5383 Time Zone (UTC-08:00) Pacific Time (US & Canada)

Previous Next

About | Features | Pricing | Support | Contact
HIPAA Privacy Policy Terms & Conditions
SECUREMAIL by PBHS

... and your contact information.

Create a User for your Account

Fill out the information for your login account.

Registration Practice Information Create a User Choose Specialty

Existing Email* (This will be your MySecurePractice login) test@seethrereports.com First Name* Test MI Last Name* SeeThru

Cell Phone* 2106020430 Suffix

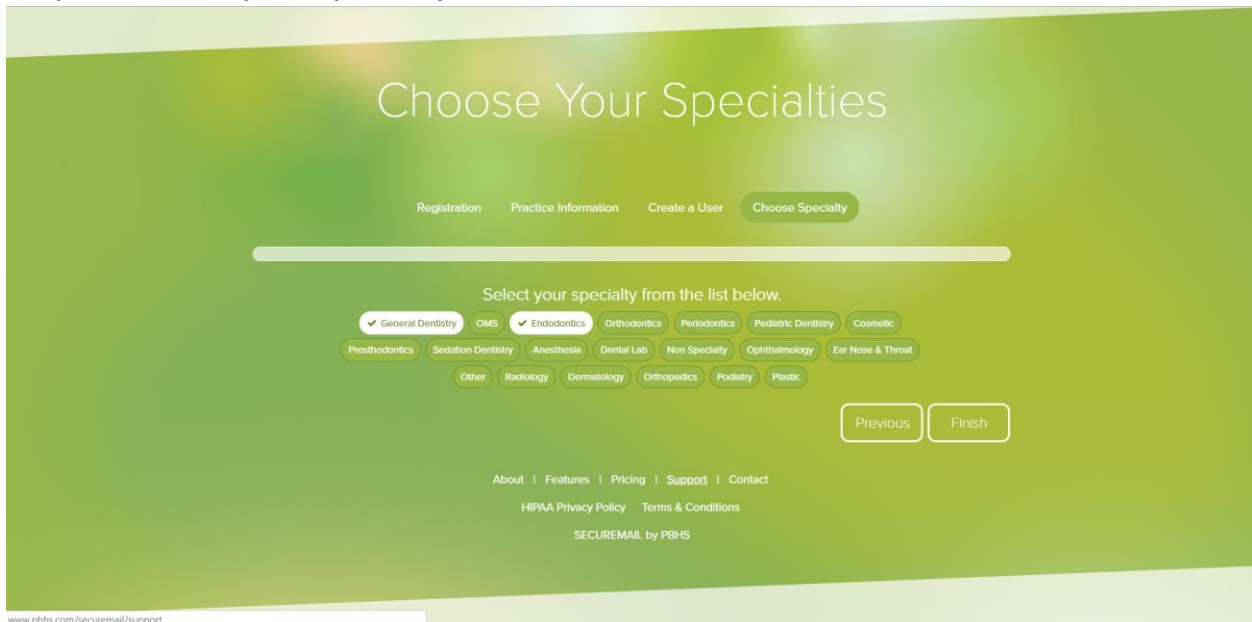
Your email is your future username

Previous Next

About | Features | Pricing | Support | Contact
HIPAA Privacy Policy Terms & Conditions
SECUREMAIL by PBHS

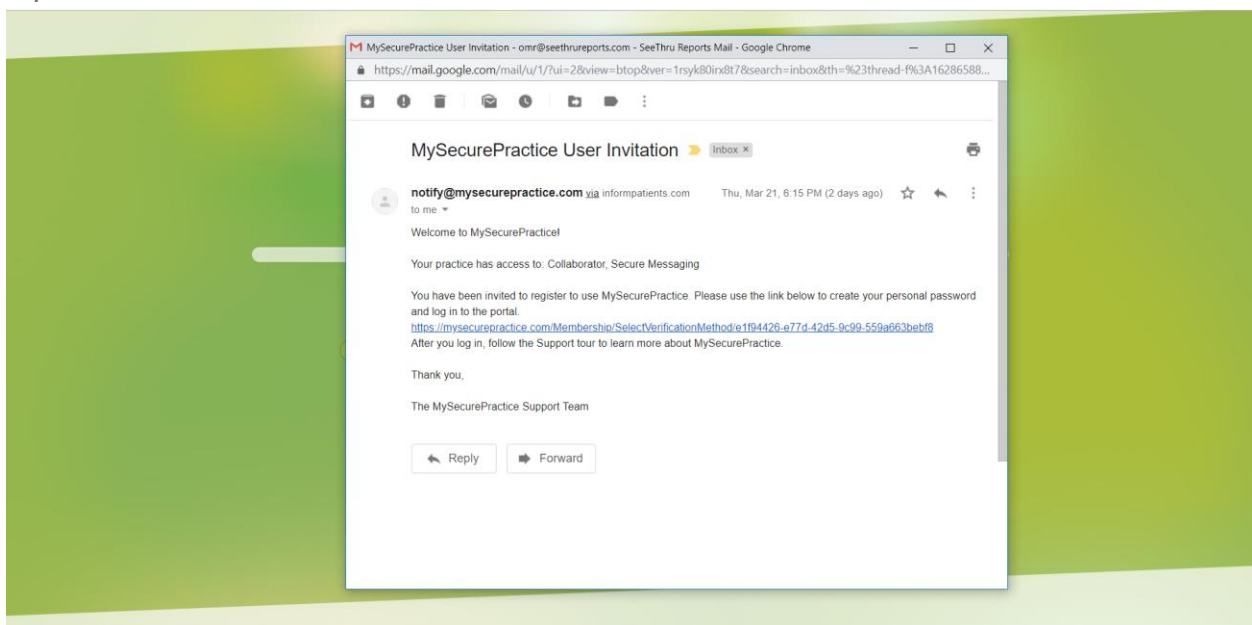
Make sure you have access to the contact information filled in.

- Step 3: Choose your specialty



www.pbhs.com/securemail/support

- Step 4: Check your inbox for an email from mysecurepractice asking you to create a password



Please check your spam folder if you do not receive the email within 1 minute

- Step 5: Verify your identity and create your password

You're all set to login and start sending cases!